

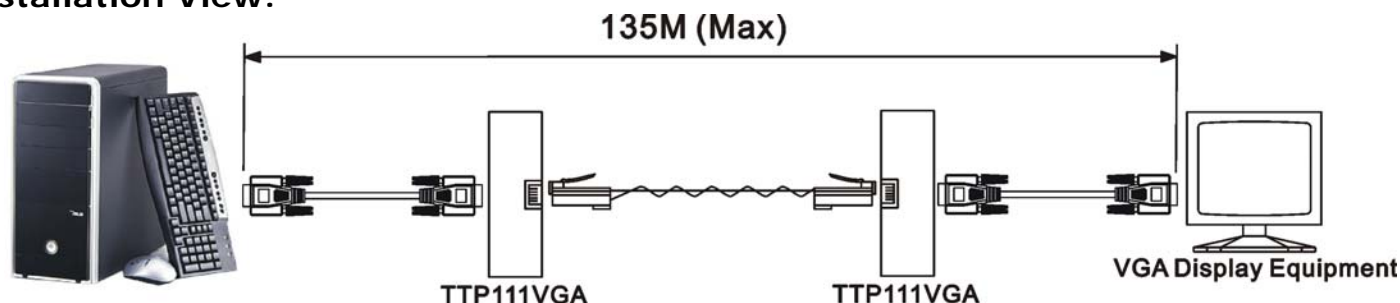
ITEM NO.: TTP111VGA -- VGA BALUN

The VGA BALUN allows VGA video signals to be transmitted up to 135 meters via 4-pair CAT5 shielded twisted pairs cable. Used in pairs, the VGA BALUN is used in home or commercial applications as a smart, fast and cost-effective, eliminates costly and bulky VGA cable, allowing VGA monitors to be connected extended distances from the PC via standard shielded twisted pair Cable. Ideal for classrooms video distribution, lecture halls, retail kiosks, video information displays, overhead projector systems, PC-training systems, and tradeshow PC demo systems.

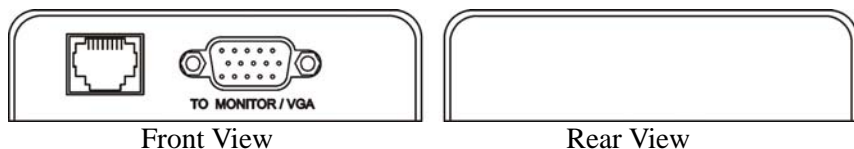
Features:

- 1 VGA connector to RJ45 female.
- Up to 135 meters via standard 4 pairs CAT 5 STP cable instead of VGA cable.
- Supports up to 1280x1024 pixels.
- Passive device, not support VGA DDC protocol.
- Perfect for classrooms, lecture halls, tradeshow, video information displays...etc.

Installation View:



Panel View:



Max. Distance via CAT 5 STP	
640x480 pixels (15MHz)	135M
800x600 pixels (30MHz)	105M
1024x768 pixels (60MHz)	75M
1280x1024 pixels (100MHz)	60M


Specification:

ITEM NO.	TTP111VGA
Environment	VGA. VESA VP&D 1.0, VIP ver 2.0
Devices	VGA monitors, LCD projection screen, Laptops, PCs.
Input Signals	Video : 1.1V P-P Horiz & Vert Sync : TTL standard. 300kHz max. bandwidth
Insertion Loss	Less than 3dB per pair over the frequency range
Video Signal Return Loss	-15dB max from DC to 60Mhz
RJ45 Pin Configuration	R video (Red): Pin 1 (+), Pin 2 (-) Balanced Gvideo (Green): Pin 4 (+), Pin 5 (-) Balanced B video (Blue): Pin 7 (+), Pin 8 (-) Balanced Horizontal Sync: Pin 3, Vertical Sync: Pin 6
Impedance	Input : RGB 75 ohms (DB15 HD) Unbalanced Output : RGB 100 ohms (RJ45 shielded) Balanced Horizontal and vertical sync : TTL standard
Transmission Distance	60 -135 meters depend on image resolution
CABLE FOR RJ-45	CAT 5 Shielded Twisted Pair Cable
Temperature	Operation: 0 to 55 C, Storage: -20 TO 85 c, Humidity: up to 95%
DIMENSIONS	W x H x D mm 110x77x24

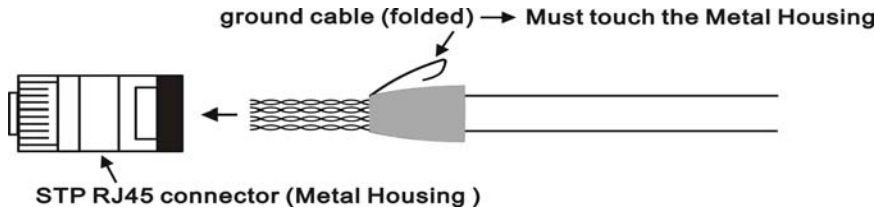
Application Tips:

Please must use STP RJ45 connector (shielding – metal housing). Following is the correct cable connection:

1. STP (shielding twisted pair) Cable

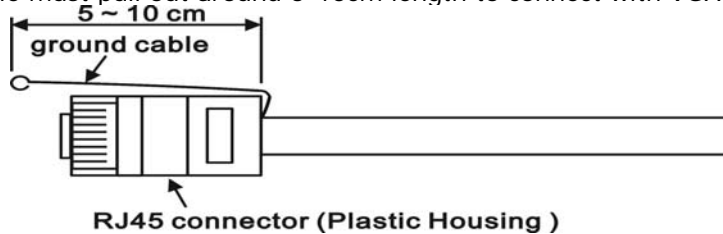


2. STP (shielding) RJ45 connector with STP cable connection.

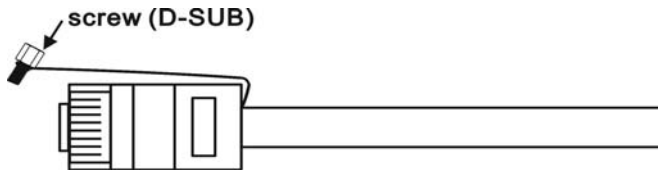


If your RJ45 connector is plastic housing (unshielded), then the cable connection must do the following:

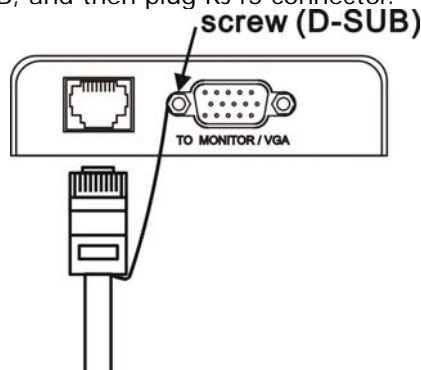
1. The ground cable must pull out around 5-10cm length to connect with VGA BALUN's D-SUB screw for grounding.



2. screw off of the D-SUB , then connect the ground cable



3. Screw back the D-SUB, and then plug RJ45 connector.



Troubleshooting:

1. Check all the connections and verify the pin of configuration.
2. The maximum distances supported by the VGA BALUN are dependent on the type of twisted pair cable and image resolution of the PC's VGA interface. Make sure that the maximum recommended operational distances have not been exceeded.
3. All wiring is "straight-through" twisted pair cable, not being used for other LAN or telephone equipment.
4. Do not connect the VGA BALUN to a telecommunication outlet wired to unrelated equipment.
5. Replace the VGA BALUN with another one that is known to be working.